

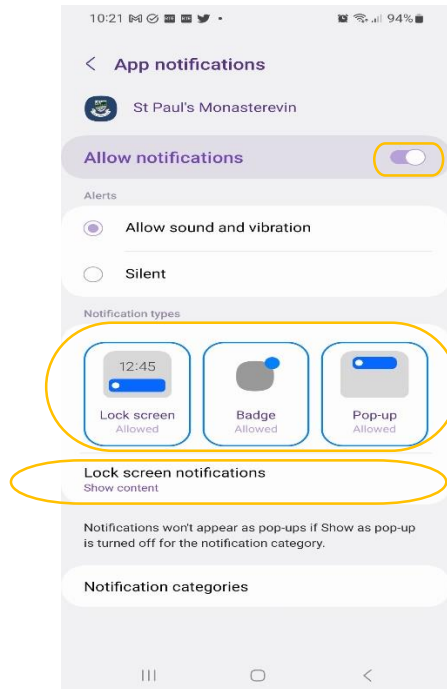
Notification settings for Android and iPhone.

Important: The notification settings are in your phone settings, they are not contained within the app.

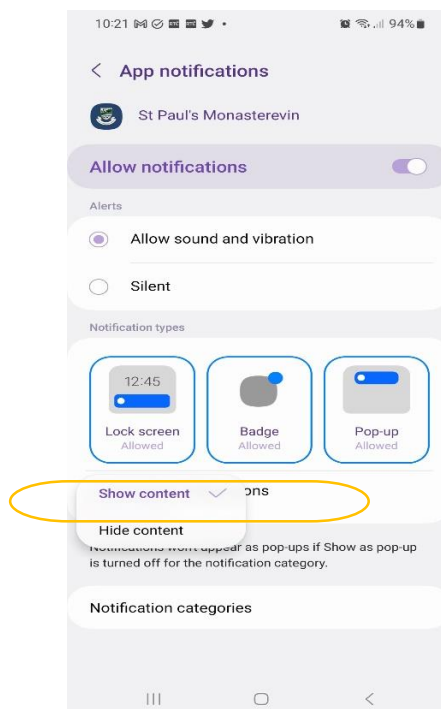
Android Phones

On your phone go to 'Settings < Notifications < App Notifications', then scroll down to the **St Paul's Secondary School app**.

- Your settings should look like this:

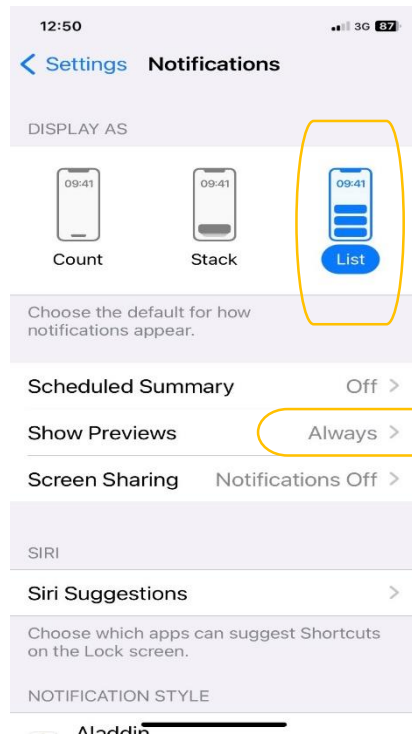


- To ensure Lock Screen notifications are properly selected, make sure 'Show content' is highlighted



iPhones

- On your phone go to '**Settings < Notifications**'. The following are the preferred notification settings for your phone.



- Then scroll down to the **St Paul's Secondary School app**, your settings should look like this:

